

## Apeos 4570 / 3570

A3 Monochrome Multifunction Printer



# New Times, New Apeos

The new "Apeos" offers advanced features with high security level and easy operability to help business diversify with times.

"Apeos" devices are able to connect smoothly with a variety of solutions and services to realise an all new agile remote workstyle of working anytime, anywhere.



**High performance  
for greater work  
efficiency**



**Quick and simple  
operability**



**Streamline  
operations for  
remote work style**



**Initiatives for  
environmental  
consideration**



**Safeguard important  
information**



**Reliable support  
system**

**Equipped with easy-to-use interface and strong security features to create seamless remote work culture**

**Apeos 4570 / 3570**

Copy/Print	Scan <sup>*2</sup>	Fax <sup>*2</sup>	Printing Resolution	Control Panel
4570 45 ppm <sup>*1</sup> 3570 35 ppm <sup>*1</sup>	Colour/Monochrome 160ppm <sup>*3</sup>	Super G3 FAX	1,200 × 2,400 dpi <sup>*4</sup>	10.1" Tilted Colour Touchscreen

●Cloud enabled ●Mobile enabled ●Scan business cards ●Security ●LED reminder to collect printed document / originals ●Multi-feed detection

<sup>\*1</sup>: A4 LEF.

<sup>\*2</sup>: Optional.

<sup>\*3</sup>: When both sides of a sheet are scanned through a single pass using the Duplex Automatic Document Feeder. Our Standard paper, A4 LEF, 200 dpi to folder.

<sup>\*4</sup>: Print Function.

# High performance for greater work efficiency

## Minimise wait time for greater productivity

- First copy output time in 3.6\*\*<sup>1</sup> seconds
- Machine warm time and recovery time in less than 30 seconds\*\*<sup>2</sup> and 6 seconds respectively
- Smart WelcomEyes detects a user and automatically "wakes" the machine up from sleep mode

\*1: A4 LEF.

\*2: Embedded Plug-ins / Custom Services: When enabled.

## Reduce unintentional information security risk with sensory alerts

- Reminds user of uncollected original or printed document on the trays
- Prevents uncollected documents left on the Center Tray or Feeder
- Center Tray light further notifies when a fax is received on the Side Tray\*
- Sound notification for originals left on the document glass

\* Optional.



## Effortless operations with retractable tray mechanism

- One soft push for closing
- Retracts softly and gently
- Drawing out is effortless

## Quick information extraction for high volume workflows

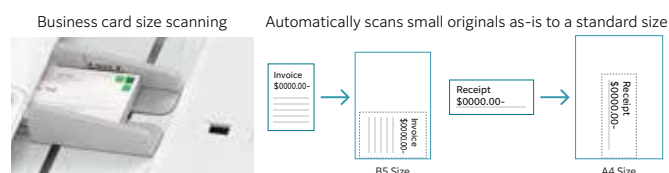
- Up to 160 ppm\* can be read at high speed in Scan
- One pass DADF will not damage the original document
- Equipped with multifeed detection
- Up to 130 sheets can be loaded

\* 1 pass, 2 sided scanning, 200 dpi to folder.



## Quick operations with direct DADF scanning for custom size documents

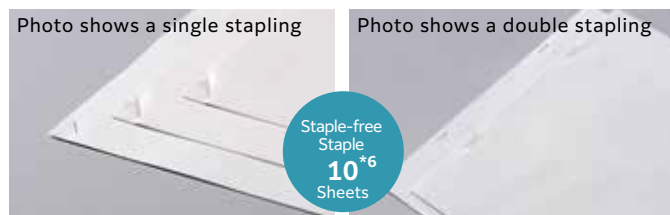
- Supports minimum size of 49 mm(W) x 85 mm(L) \*
- Instantly scan without manual entry of each original size
- Automatically converts custom-size originals to standard size
- Multiple sheets of original can loaded and scanned together



\* Applicable for paper weight 38-209 gsm.

## Various finishing options are available according to your needs

- Supports single and double Staple-free Stapling\*\*<sup>1</sup>



### Finisher-A2



- Staple

### Finisher-B4/B5 with Booklet Maker Unit



- Staple
- Staple-free Staple\*\*<sup>1</sup>
- Punch\*\*<sup>3</sup>
- Saddle Staple\*\*<sup>4</sup>
- Single Fold\*\*<sup>4</sup>

### Finisher-C4/C5

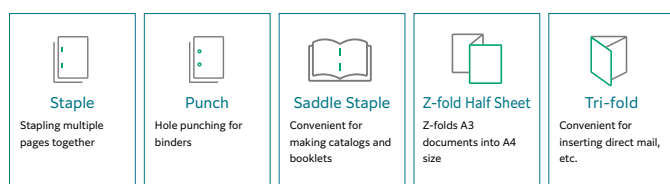


- Staple
- Staple-free Staple\*\*<sup>1</sup>
- Punch\*\*<sup>2</sup>

### Finisher-C4/C5 with Booklet Maker + Folder Unit CD3



- Staple
- Staple-free Staple\*\*<sup>1</sup>
- Punch\*\*<sup>2</sup>
- Saddle Staple
- Single Fold
- Tri-fold\*\*<sup>5</sup>
- Z Fold Half Sheet\*\*<sup>5</sup>



\*1: Applicable models: Finisher-B5, Finisher-C5, and Finisher-C5 with Booklet Maker.

\*2: Finisher with Punch Unit is available.

\*3: Optional.

\*4: Booklet Maker is required. When specifying Saddle Staple or Single Fold with Finisher B4/B5, paper is not folded but creased.

\*5: Folder Unit CD3 is required.

\*6: 80 gsm or less.

## High Capacity Feeder

Maximum paper capacity of 5,880 sheets\*

\* Standard + High Capacity Feeder B2.



High Capacity Feeder B1 High Capacity Feeder B2

- High Capacity Feeder B1 can feed 2,470 sheets
- High Capacity Feeder B2 can feed 3,370 sheets



# Quick and simple operability

## Simple layout with easy navigation

Black and gray tone UI gives better contrast for easy recognition.

- Icons are evenly spread for easy recognition
- Consistent operation steps of each function for easy recall
- Home screen personalisation for ease of access to commonly used functions
- Pin regular settings for registering frequent or repeated jobs
- Clear visible light notifications for completed or error jobs
- Subtle sound notification for alert and attention



## Smartphone becomes a "portable operation panel"

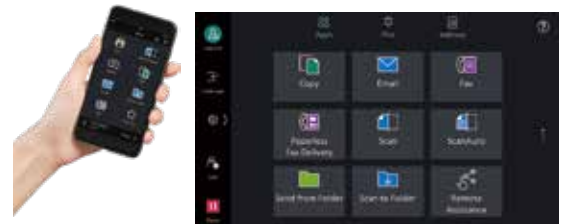
Seamless connectivity with mobile devices for Copy, Fax, Print, Scan<sup>\*1</sup> jobs using the Print Utility<sup>\*2</sup> application.

- Mobile device can be used as an alternative UI for operations control to minimise common touch points
- Frequent settings can be saved as "Favourites"
- Directly send fax or email with the addresses stored in the smartphone
- Minimise printer touch points for hygiene reasons
- Quickly establish direct Wi-Fi connection by scanning the QR code on the user panel

Note: Connect to machine via wireless environment or Wi-Fi Direct connection.

\*1: Scan to Mobile, E-mail, Scan to Folder.

\*2: It can be downloaded free of charge from Google Play™ or App Store.



## Flexibility in office layout

Supports wireless LAN environment<sup>\*1</sup>.

- Supports free addressing in the office with Wi-Fi support
- Up to five Wi-Fi Direct multifunction devices can be connected at the same time
- Supports direct mobile printing<sup>\*2</sup>
- Print Utility, AirPrint, and Mopria® Print Service are supported

\*1: Optional.

\*2: When connecting to Wi-Fi Direct.

## Print out from any multifunction device within the office

With Server-less On-Demand Print<sup>\*</sup>, you have the flexibility to print and collect the print outs from any of the connected multifunction devices.

- Improves productivity by printing from another available multifunction device when the current device is in use
- Up to 100 units can be linked
- Specific job settings can be revised at the device level to save time (1 sided to 2 sided, adding staple)

\* Optional.

## Simple device management with Server-less Authentication

Server-less Authentication<sup>\*</sup> enables user information to be synchronised among multifunction devices in the same group and allows administrators to reduce their workloads.

- Simply tap your card to link the user ID with the multifunction device
- The ID information is automatically shared with the other multifunction devices in the same network
- Authentication can be performed with any devices in the office

\* Optional.

## Various features saving time and effort in scanning operation

Scanned data can be transferred through a variety of methods including Email, URL, and send to PC (SMB/FTP/SFTP).

- Data can be sent by using multiple features simultaneously
- Improve your digitalisation process with features including automatic orientation of scanned page to upright position, correcting the skewed page, or removing blank pages
- In addition to TIFF and JPEG, the scanned data can be converted to OCR-enabled<sup>\*</sup> or high compression/ specific colour PDF or DocuWorks documents. Also they can be converted to editable Excel/Word documents<sup>\*</sup>.
- With ScanAuto, you can easily send the scanned data to your e-mail address by simply pressing a button

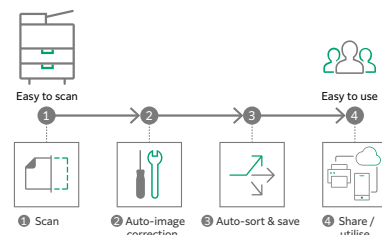
\* Optional.

## Digitisation of paper documents for effortless document management

With Scan Delivery<sup>\*</sup>, you can automatically process and store scanned images by simply pressing the preset button for each workflow or document type.

- Automate to set file format, file name, OCR<sup>\*</sup>, etc.
- Automatically stores scanned and processed documents in the appropriate destination
- Specify particular words or characters in a document as the folder or file name
- 0 and other frequently mis-recognised characters can be read correctly

\* Optional.



**QR codes and bar codes application**  
Where QR code or bar code is available on the headsheet or content body of the original document for scanning, Scan Delivery will recognise and process the information accordingly.

# Streamline operations for remote work style

## Do not miss any faxes when you are working remotely

Paperless fax function automatically stores received faxes into folders which can be transferred to a PC or sent as emails.

- Received faxes can be forwarded to your mobile device by email
- Received faxes can be transferred to Working Folder<sup>\*1</sup>
- It can be sorted by fax number, date received, and person in charge<sup>\*2</sup>
- Incoming fax processing can be switched by time, day of the week and period<sup>\*2</sup>
- For example, you can switch from paper-based output to an electronic transfer in a single operation<sup>\*2</sup>

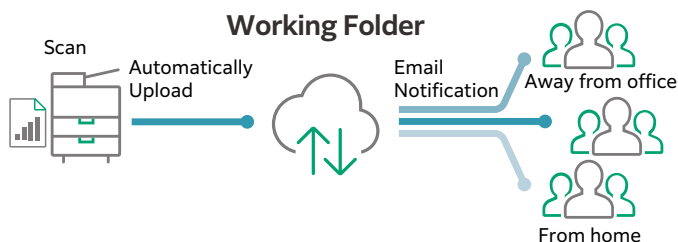
\*1: Cloud services provided by FUJIFILM Business Innovation. A separate contract is required.

\*2: Optional.

## Share information anytime, anywhere

With Working Folder<sup>\*</sup> and internet access, documents can be viewed regardless of time and location.

- Can be linked smoothly with multifunction devices, DocuWorks, and mobile devices
- Documents in Working Folder can be printed from the control panel
- Scanned documents will be assigned a file name and stored in Working Folder. An email notification will be sent to relevant users



\* Cloud services provided by FUJIFILM Business Innovation. A separate contract is required.

## Supporting Universal Print by Microsoft

By registering multifunction devices to Universal Print by Microsoft in advance, users<sup>\*1</sup> authenticated with Microsoft Entra ID<sup>\*2</sup> can print from anywhere through cloud.

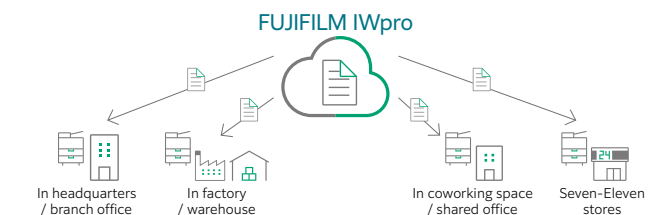
\*1: Organizations with Microsoft Windows Enterprise or Microsoft 365 subscriptions.

\*2: Formerly Azure Active Directory.

## Easy and secure output even when you are working remote

FUJIFILM IWpro<sup>\*</sup> is an all-in-one secure platform solution for business digitisation, provide workspace for collaboration, workflow optimisation, efficient document management of metadata and documents, and versatile cloud-based printing capabilities.

- FUJIFILM IWpro<sup>\*</sup> is accessible via a web browser from any location that has internet service, such as from branch office or on the go
- High-quality and secure print environment is available regardless of your location, either in or out of your office
- Users can select and print the document that store in the cloud with the multifunction device outside of office
- Users can also print documents from the multi-copy machine at Seven-Eleven stores in Japan

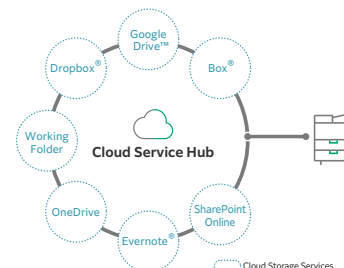


\* Cloud services provided by FUJIFILM Business Innovation. A separate contract is required.

## Centralised cloud integration

Cloud Service Hub<sup>\*</sup> allows single sign-on to multiple cloud storage services.

- Specific storage location can be assigned for scanned documents directly from the multifunction device
- Searching documents from multiple cloud services is supported
- Full-text search on scanned documents can be performed with OCR



\* Cloud services provided by FUJIFILM Business Innovation. A separate contract is required.

## Initiatives for environmental consideration



We are working to develop environmentally conscious products, including technologies that reduce the power consumption of multifunction devices and printers to achieve lower environmental impact. Fujifilm Group introduced the certification program in which we clarify the environmental value of each product by assessments at the time of product development, conduct the evaluation based on our in-house certification criteria and certify the products<sup>\*</sup> that are excellent in reducing environmental impact as "Green Value Products". This product was certificated as a "Gold" rank product that contributes to reduction of environmental impact at industries' highest level.

\* Products and services excellent in reducing environmental impact are those designed in consideration of environmental impact throughout their life cycle from acquisition of raw materials, production, usage, disposition, to reuse.

## Initiatives for energy conservation

- Achieve both energy conservation and customer convenience by adopting IH fusing technologies that enable quick heating to eliminate the necessity of preheating in standby or power-saving mode
- Achieve both high image quality and energy conservation by equipping the LED printhead that enables space and energy saving design, as well as Super EA-Eco toner that has low-temperature fusing performance
- Reduce the power consumption with the smart power saving feature that solely powers on the required parts according to the functions being used by customers

## Initiatives for resources conservation

- Staple-free stapling that helps reducing waste and that also can be used with peace of mind at certain places where need considerations for safety or any contamination
- Functions contributing to paper consumption reduction - Private Charge Print, Scan, Paperless Fax, Pages per Side/Multiple-Up etc.
- Adopt design for making products easy to reuse/recycle after use

# Safeguard important information

Information is an important asset which should be protected at all cost

## Protect from unauthorised user

Multiple options of setting user authorisation allow administrator to select a right combination as per given environment.

- Local Authentication
- Authentication by Remote Server\*
- IC Card Authentication\*
- User-specific feature access
- Private Charge Print

\* Optional.

Additional layer of unwanted access can be created for specific users. (e.g. guests).

- Secondary Ethernet Kit\*

\* Optional.

## Protect from unauthorised access

Protects device settings at multiple levels by clearly demarking change restrictions for different target audience - End users, IT administrators and Service Engineers.

- Service representative operation restriction
- Account lock to prevent unauthorised access
- Information for changing the default password
- Warnings displayed when using global IP address

Prevents unauthorised program from installing without notice. Robust IT audits are supported with device data logs for easy tracking.

- Software signature verification
- Remote update restrictions
- IP address filtering
- Tampering detection at startup and automatic restoration when tampering is detected
- Prevention of tampering during operation
- Audit log
- Audit log system transfer

## Protects Data

Protects against any malicious intent of hacking, tampering with device / system settings.

- Encryption of stored data
- Uses TPM\* 2.0 chip for encryption key management
- Deletes settings and document information all at once

\* Trusted Platform Module

Protects the information by means of strong encryption while transferring it between devices, servers etc.

- Encryption of communication paths by SSL/TLS or IPsec
- Encryption when transferring via SMBv3 and SFTP
- Scan file encryption/signature
- Email encryption and signature by S/MIME
- TLS version limit
- Elliptic curve cryptography
- WPA3

## Prevents operation errors

Prevents information leakage due to inadvertent mistakes by administrators and users.

- Scan documents to be delivered to fixed destination
- Re-enter fax recipient
- Annotations
- Hidden text printing\*
- Digital code embedding and tracking function\*

\* Optional.

## Security certifications

- Certified with ISO/IEC 15408, which is the international standard for designing and operating IT security

## Reliable support system

### Easy solutions to resolve problems

From supplies replacement to unexpected device failures, most problems can be resolved without waiting for the service representatives or sales representatives.

#### 1. Resolve problem using the "Help" function on the device

- Self Help information is available on the control panel
- Self Help information can be accessed via the mobile device by scanning the QR code displayed on the control panel



#### 2. "Remote Assistance" with the help of operators

- Connects directly to the Support Centre
- An operator will remotely access the multifunction device to resolve the problem by guiding through the steps on the shared control panel

### Keeping a close eye on your multifunction device on a daily basis

Monitoring the multifunction device status to minimise operation down time.

- Check billing meter
- Automatically delivers consumables when cartridges level is low
- Detect machine errors for early invention to rectify the problem

Note: You need to apply for using the EP service. (free of charge).

### Making a backup of multifunction device's settings

Device Setup Editor is a free tool which helps you both, in editing device setting and creating a much-needed information backup for business continuity reasons.

- A back up the device / printer settings can be created onto the PC
- Administrator can optimize device usage by viewing/editing these settings, best suited for their environment.
- When installing a new device, these settings can be migrated (or cloned) from the existing device to the new device

# Apeos 4570 / 3570

## Functions & Specifications

### Basic Specifications / Copy Function

Item	4570	3570
Type	Desktop / Console	
Memory capacity	4 GB (Max: 4 GB)	
Storage Device Capacity <sup>*1</sup>	128 GB	
Scan Resolution	600 x 600 dpi	
Printing Resolution	600 x 600 dpi (Text / Text-Photo / Photo / Map)	
Warm-up Time <sup>*2</sup>	[Embedded Plug-ins / Custom Services] <sup>*3</sup> When enabled: 30 seconds or less (23 degrees Celsius room temperature) When disabled: 24 seconds or less (23 degrees Celsius room temperature)	
Recovery Time (Recovery Time from Sleep mode)	6 seconds or less (23 degrees Celsius room temperature)	
Original Size	Maximum of A3, 11 x 17", 297 x 432 mm for both Sheet and Book	
Paper Size	Max	SRA3 (320 x 450 mm), 12 x 18" (305 x 457 mm), A3 [12 x 19" (305 x 483 mm), 320 x 483 mm when using Bypass Tray]
	Min	A5, Postcard (100 x 148 mm) [89 x 98 mm when using Bypass Tray]
	Image loss width <sup>*4</sup>	Lead edge 4.0 mm, Trail edge 2.0 mm, Right / Left edge 2.0 mm
Paper Weight <sup>*5</sup>	Paper Tray	52 to 300 gsm
	Bypass Tray	52 to 300 gsm
First Copy Output Time	3.6 sec. (A4 LEF)	
Continuous Copy Speed <sup>*6</sup>	A4 / B5 LEF	45 ppm
	A4 / B5	32 ppm
	B4	26 ppm
	A3	22 ppm
Paper Tray Capacity <sup>*7</sup>	Standard	600 sheets x 4-tray + Bypass Tray 110 sheets
	Optional	High Capacity Feeder B1: 2,470 sheets High Capacity Feeder B2: 3,370 sheets
	Max	5,880 sheets (Standard + High Capacity Feeder B2)
Output Tray Capacity <sup>*7</sup>	400 sheets (A4 LEF), 200 sheets (A3)	
Power Supply	AC100 V +/- 10 %, 15 A, 50/60 Hz common	
Maximum Power Consumption	1.5 kW	
	Sleep mode: 0.5 W, Low Power Mode: 44W, Ready mode: 57 W	
Dimensions	W 620 x D 720 x H 1,119 mm	
Weight <sup>*8</sup>	Model-P: 118kg, Model-PF / Model-PFS: 119kg	

\*1: The Storage Device Capacity is not totally available for customers.

\*2: It may change depending on usage conditions.

\*3: Embedded Plug-ins / Custom Services are enabled as factory default. You can change the settings if needed.

\*4: Up to A3 size.

\*5: It is recommended to use our recommended paper. Correct print output may not be possible depending on the requirement.

\*6: The speed may be reduced due to the image quality adjustment.

\*7: C<sup>2</sup> paper.

\*8: Excluding Toner Cartridge.

### Print Function

Item	Description
Type	Built-in type
Continuous Print Speed <sup>*1</sup>	Same as the Basic Specifications / Copy Function
Printing Resolution	Standard [ART EX Driver] Standard: 1,200 x 2,400 dpi, High Quality: 1,200 x 2,400 dpi, High Resolution: 1,200 x 1,200 dpi
	Optional [Adobe® PostScript® 3™ Driver] High Speed (Standard): 600 x 600 dpi, High Quality: 1,200 x 2,400 dpi, High Resolution: 1,200 x 1,200 dpi
Page Description Language	Standard ART EX
	Optional Adobe® PostScript® 3™
Supported Operating System <sup>*2</sup>	Standard [ART EX Driver] Windows 11 (64 bit), Windows 10 (32 bit / 64 bit), Windows Server 2022 (64 bit), Windows Server 2019 (64 bit), Windows Server 2016 (64 bit)
	[Mac OS X Driver] macOS 14 / 13 / 12 / 11 / 10.15 / 10.14
	Optional [Adobe® PostScript® 3™ Driver] Windows 11 (64 bit), Windows 10 (32 bit / 64 bit), Windows Server 2022 (64 bit), Windows Server 2019 (64 bit), Windows Server 2016 (64 bit), macOS 14 / 13 / 12 / 11 / 10.15 / 10.14
Interface	Standard Ethernet 1000BASE-T / 100BASE-TX / 10BASE-T, USB3.0
	Optional Wireless LAN (IEEE 802.11a / b / g / n / ac)

\*1: The speed may be reduced due to the image quality adjustment. The printing speed may be reduced depending on the document.

\*2: Please refer to our official website for the latest supported OS.

### Scan Function (Optional)

Item	Description
Type	Colour Scanner
Scan Resolution	600 x 600 dpi, 400 x 400 dpi, 300 x 300 dpi, 200 x 200 dpi
Scan Speed	Same as the Scan Speed for the Duplex Automatic Document Feeder
Interface	Standard Ethernet 1000BASE-T / 100BASE-TX / 10BASE-T
	Optional Wireless LAN (IEEE 802.11a / b / g / n / ac)

Note: Installed for Model-PFS as standard.

### Fax Function (Optional)

Item	Description
Original Size	Max: A3, 11 x 17", Long document (Longest 600 mm)
Recording Paper Size	Max: A3, 11 x 17"; Min: A5
Transmission Time	2 seconds and more but fewer than 3 seconds <sup>*1</sup>
Transmission Mode	ITU-T G3
Applicable Lines	Telephone subscriber line, PBX, Fax communication (PSTN), Maximum 3 ports <sup>*2</sup> (G3-3 ports)

\*1: When A4 size document with approximately 700 characters is transmitted in standard image-quality (8 x 3.85 lines/mm) and in high-speed mode (28.8 kbps or faster, JBIG). Only indicates the time for transmitting the image information and does not include the communication control time. The total communication time will vary depending on the contents of the document, the type of machine receiving the fax, and line condition.

\*2: No. of FAX lines is up to 3 ports. Port refers to number of channels for FAX.

### Duplex Automatic Document Feeder B2-PC

Item	4570	3570
Original Size / Paper Weight	Max: A3, 11 x 17"; Min: A6 <sup>*1</sup> 38 to 128 gsm (In Duplex: 50 to 128 gsm) <sup>*2</sup>	
Capacity <sup>*3</sup>	130 sheets	
Scan Speed <sup>*4</sup>	Copy (A4 LEF, Simplex)	45 ppm
	Scan	B/W: 80 ppm, Colour: 80 ppm (1 pass, 2 sided scanning: B/W 160 ppm, Colour 160 ppm) [Standard Document (A4 LEF), 200 dpi, to Folder]

\*1: The minimum custom size is 49 x 85 mm.

\*2: Custom sizes from 49 x 85 mm to 55 x 91 mm are available from 38 to 209 gsm.

\*3: C<sup>2</sup> paper.

\*4: The scanning speed varies depending on the documents.

### High Capacity Feeder B1 / B2 (Optional)

Item	High Capacity Feeder B1	High Capacity Feeder B2
Paper Size	A4 LEF, Letter LEF, B5 LEF	
Paper Weight	55 to 216 gsm	
Feeding Capacity / Number of Tray	2,470 sheets x 1-tray	3,370 sheets x 1-tray
Dimensions	W 389 x D 610 x H 377 mm	W 476 x D 618 x H 433 mm
Weight	29 kg	31 kg

\* C<sup>2</sup> paper.

### Finisher-A2 (Optional)

Item	Description
Type	Sort (Offset available <sup>*1</sup> ) / Stack (Offset available <sup>*1</sup> )
Paper Size	Max: A3, 11 x 17"; Min: A5, Postcard (100 x 148 mm)
Paper Weight <sup>*2</sup>	52 to 256 gsm
Paper Capacity <sup>*3</sup>	Finishing Tray [Without Stapling] A4 LEF: 500 sheets, B4: 250 sheets, A3 or larger: 200 sheets, Mixed Size Stacking <sup>*4</sup> : 250 sheets [With Stapling] 30 sets, or A4 LEF: 500 sheets, B4: 250 sheets, A3 or larger: 200 sheets, Mixed Size Stacking <sup>*4</sup> : 250 sheets
	Capacity A4: 50 sheets (90 gsm or less), B4 or larger: 30 sheets (90 gsm or less)
Staple	Paper Size <sup>*5</sup> Max: A3, 11 x 17"; Min: B5 LEF
	Paper Weight 52 to 256 gsm
	Position Single stapling, Dual stapling
Dimensions / Weight	W 478 x D 461 x H 238 mm, 11 kg

\*1: [No Offset] is selected by factory default. The settings can be changed according to the customer's use situation.

\*2: Documents may not be printed correctly depending on usage conditions. (52 to 55 gsm)

\*3: C<sup>2</sup> paper.

\*4: When larger size sheets are stacked on top of smaller size sheets: 250 sheets (when large size sheets are smaller than A3) / 200 sheets. (when large size sheets are A3 or larger)The same applies to when staple-free and stapled bindings are mixed or different stapling positions are mixed.

\*5: Available staple positions vary depending on the paper size.

#### Notes

1) If the storage media of the base unit fail, loss of received data, accumulated data, registered setting data, etc. may occur. In no event shall "the company" be liable for any damages whatsoever arising from loss of data.

2) Functional spare parts will be available for at least 7 years after the product is no longer manufactured.

Finisher-C4 / C5, Finisher-C4 / C5 with Booklet Maker (Optional)

Item	Finisher-C4 / C5		Finisher-C4 / C5 with Booklet Maker
Type	Output Tray	Sort (Offset available) / Stack (Offset available)	
	Finishing Tray	Sort (Offset available) / Stack (Offset available)	
	Booklet Tray	Sort / Stack	
Paper Size	Output Tray	Max: 12 x 19" (305 x 483 mm), A3; Min: Postcard (100 x 148 mm)	
	Finishing Tray	Max: 12 x 19" (305 x 483 mm), A3; Min: A5 LEF	
Paper Weight	Output Tray	52 to 300 gsm <sup>*1</sup>	
	Finishing Tray	52 to 300 gsm <sup>*1</sup>	
Paper Capacity <sup>*2</sup>	Output Tray	500 sheets (A4)	
	Finishing Tray	[Without Stapling] A4: 3,000 sheets, B4 or larger: 1,500 sheets, A5 LEF: 1,000 sheets, Mixed Size Stacking <sup>*3</sup> : 300 sheets	[Without Stapling] A4: 1,500 sheets, B4 or larger: 1,500 sheets, A5 LEF: 1,000 sheets, Mixed Size Stacking <sup>*3</sup> : 300 sheets
		[With Stapling] A4: 200 sets or 3,000 sheets B4 or larger: 100 sets or 1,500 sheets A5 LEF: 100 sets or 1,000 sheets Mixed Size Stacking <sup>*3</sup> : 70 sets or 200 sheets	[With Stapling] A4: 200 sets or 1,500 sheets B4 or larger: 100 sets or 1,500 sheets A5 LEF: 100 sets or 1,000 sheets Mixed Size Stacking <sup>*3</sup> : 70 sets or 200 sheets
	Booklet Tray	20 sets <sup>*4</sup>	
Staple	Capacity	Staple: 50 sheets (90 gsm or less) <sup>*5</sup> , Staple-free Staple <sup>*6-7</sup> : 10 sheets (80 gsm or less)	
	Paper Size <sup>*8</sup>	Max: A3, 11 x 17"; Min: A5 LEF	
	Paper Weight	Staple: 52 to 300 gsm, Staple-free Staple <sup>*6-7</sup> : 64 to 105 gsm	
	Position	Single stapling, Dual stapling	
Punch <sup>*9</sup>	Number of Holes	2-hole / 4-hole punch or 2-hole / 3-hole punch (US Specifications)	
	Paper Size <sup>*10</sup>	Max: A3, 11 x 17"; Min: A5 LEF	
	Paper Weight	52 to 220 gsm	
Booklet Finishing	Capacity <sup>*11</sup>	–	Saddle Staple: 20 sheets (90 gsm or less) Single Fold: 5 sheets (90 gsm or less)
	Paper Size	–	Max: SRA3 (320 x 450 mm), 12 x 18" (305 x 457 mm), A3; Min: B5
	Paper Weight	–	Saddle Staple: 60 to 300 gsm Single Fold: 60 to 300 gsm
	Dimensions <sup>*12</sup>	W 644 x D 692 x H 1,054 mm When Folder Unit CD3 is installed: W 883 x D 692 x H 1,054 mm	W 649 x D 692 x H 1,054 mm When Folder Unit CD3 is installed: W 888 x D 692 x H 1,054 mm
Weight		Finisher-C4 (w/o Punch): 41 kg Finisher-C4 (w Punch): 44 kg Finisher-C5 (w Punch): 49 kg Folder Unit CD3: + 52 kg	Finisher-C4 with Booklet Maker (w/o Punch): 54 kg Finisher-C4 with Booklet Maker (w Punch): 57 kg Finisher-C5 with Booklet Maker (w Punch): 61 kg Folder Unit CD3: + 52 kg

Note: Only stapled stapling is available with Finisher-C4 and Finisher-C4 with Booklet Maker. You cannot add staple-free stapling function.

Note: Both stapled stapling and staple-free stapling are available with Finisher-C5 and Finisher-C5 with Booklet Maker.

\*1 : 52 to 55 gsm output paper may not be aligned properly depending on the paper type.

\*2 : C<sup>2</sup> paper.

\*3 : When larger size sheets are stacked on top of smaller size sheets.

\*4 : When the output paper size is the same.

\*5 : Up to 65 sheets can be stapled when the Finisher-C Staple Unit 65 Sheets is installed. However, depending on the paper type, incorrect stapling such as uneven edge alignment of sets may occur.

\*6 : Staple-free stapling is available with Finisher-C5 and Finisher-C5 with Booklet Maker.

\*7 : Staple-free stapling does not have binding force equal to stapled stapling. Bound part may be easily separated depending on the paper, temperature, humidity, and how the page is turned over.

\*8 : Available staple positions vary depending on the paper size.

\*9 : Punching function cannot be added. Select a finisher with the hole punching function.

\*10 : Available number of punch holes varies depending on the paper size.

\*11 : The maximum number of sheets varies depending on the paper weight. Booklet may not be tightly closed depending on the size or type of the paper.

\*12 : When the Extension Tray is pulled out.

Folder Unit CD3 (Optional)

Item	Description	
Z Fold Half Sheet	Paper Size	A3, 11 x 17", B4
	Paper Weight	60 to 90 gsm
Tri-fold	Paper Size	A4, Letter
	Paper Weight	60 to 90 gsm
	Paper Capacity <sup>*1</sup>	40 sheets
Power Supply <sup>*2</sup> / Maximum Power Consumption	AC100 V +/- 10 %, 1.0 A, 50/60 Hz common, 100 W	
Dimensions	W 232 x D 588 x H 991 mm	
Weight	52 kg	

Note: Optional of Finisher-C4 / Finisher-C5 / Finisher-C4 with Booklet Maker / Finisher-C5 with Booklet Maker.

\*1: C<sup>2</sup> paper.

\*2: Power supply separate from the main unit is required.

Finisher-B4 / B5 (Optional)

Item	Finisher-B4	Finisher-B5
Type	Sort (Offset available <sup>*1,2</sup> ) / Stack (Offset available <sup>*1,2</sup> )	
Paper Size <sup>*3</sup>	Max: A3, 11 x 17"; Min: A5	
Paper Weight <sup>*4</sup>	52 to 300 gsm	
Paper Capacity <sup>*5</sup>	[Without Stapling] A4: 2,000 sheets, B4 or larger: 1,000 sheets, Mixed Size Stacking <sup>*6</sup> : 300 sheets [With Stapling] A4: 100 sets or 1,000 sheets <sup>*7</sup> , B4 or larger: 75 sets or 750 sheets [With Booklet Finishing <sup>*8</sup> ] 50 sets or 600 sheets [With Fold <sup>*9</sup> ] 500 sheets	
	Capacity	Staple: 50 sheets (90 gsm or less), Staple-free Staple <sup>*9-10</sup> : 10 sheets (80 gsm or less)
Staple	Paper Size <sup>*11</sup>	Max: A3, 11 x 17"; Min: A5 LEF
	Paper Weight	52 to 256 gsm Staple-free Staple <sup>*9-10</sup> : 64 to 105 gsm
	Position	Single stapling, Dual stapling
Punch <sup>*12</sup>	Number of Holes	2-hole / 4-hole punch or 2-hole / 3-hole punch (US Specifications)
	Paper Size <sup>*13</sup>	Max: A3, 11 x 17"; Min: A5 LEF
	Paper Weight	52 to 220 gsm
Booklet Finishing <sup>*8</sup>	Capacity	Saddle Staple: 15 sheets; Single Fold: 5 sheets
	Paper Size	Max: A3, 11 x 17"; Min: A4, Letter
	Paper Weight	Saddle Staple: 64 to 80 gsm <sup>*14</sup> , Single Fold: 64 to 105 gsm
Dimensions <sup>*15</sup>	W 592 x D 653 x H 1,041 mm, With Booklet Maker Unit: W 592 x D 673 x H 1,076 mm	
Weight	26 kg, Punch Unit: + 2 kg,	28 kg, Punch Unit: + 2 kg,
	Booklet Maker Unit: + 10 kg	Booklet Maker Unit: + 10 kg

Note: Only stapled stapling is available with Finisher-B4. You cannot add staple-free stapling function.

Note: Both stapled stapling and staple-free stapling are available with Finisher-B5.

\*1 : The offset feature is set to disabled by factory default. The setting can be changed as necessary.

\*2 : Outputs whose weight is 257 gsm and more or width is less than 210 mm are delivered without offset stacking.

\*3 : Paper in the sizes larger than A3 or 11 x 17" or smaller than A5 are delivered to the Centre Tray.

\*4 : Documents may not be printed correctly depending on usage conditions. (52 to 55 gsm, 257 gsm and more)

\*5 : C<sup>2</sup> paper.

\*6 : When larger size sheets are stacked on top of smaller size sheets.

\*7 : 75 sets or 750 sheets with dual stapling.

\*8 : The Booklet Finishing function requires the optional Booklet Maker Unit for Finisher-B. Make a crease allows you to fold easily. After a job with the Booklet Finishing function specified has been output, the next job may not be delivered until the sheets are removed from the output tray. Also, if larger size sheets are stacked on top of smaller size sheets after a job with the Booklet Finishing function specified has been run, the next job may not be delivered until the sheets are removed from the output tray.

\*9 : Staple-free stapling is available with Finisher-B5.

\*10 : Staple-free stapling does not have binding force equal to stapled stapling. Bound part may be easily separated depending on the paper, temperature, humidity, and how the page is turned over.

\*11 : Available staple positions vary depending on the paper size.

\*12 : The Punch function requires the optional 2/4 Hole Punch Unit for Finisher-B or US 2/3 Hole Punch Unit for Finisher-B.

\*13 : Available number of punch holes varies depending on the paper size.

\*14 : Covers can be up to 220 gsm (Extra Heavyweight).

\*15 : Inner connector within the body is excluded.

fujifilm.com/fb



FUJIFILM Business Innovation Corp.  
9-7-3, Akasaka Minato-ku, Tokyo 107-0052  
Tel. 03-6271-5111

The product specifications, appearance and other details in this brochure are subject to change without notice for improvements.

**Reproduction Prohibitions** Please note that reproduction of the following is prohibited by law : •Domestic and foreign currencies, government-issued securities, and national bonds and local bond certificates. •Unused postage stamps, post cards, etc. •Certificate stamps stipulated by law. •Reproducing works forming the subject matter of copyright (literary works, musical works, paintings, engravings, maps, cinematographic works, drawings, photographic works, etc.) is not permitted unless the reproduction is for the purpose of personal use, family use or other similar uses within a limited circle.

**Trademarks** •FUJIFILM and FUJIFILM logo are registered trademarks or trademarks of FUJIFILM Corporation. •Apeos, Smart WelcomEyes, DocuWorks, Working Folder, and Cloud Service Hub, are registered trademarks or trademarks of FUJIFILM Business Innovation Corp. •Microsoft, Active Directory, Azure, Microsoft Entra, Microsoft Edge, Excel, OneDrive, PowerPoint, SharePoint, Microsoft Teams, Windows, and Windows Server are registered trademarks of US Microsoft Corporation in the U.S. and other countries. •Apple, Mac, macOS, OS X, AirPrint, and AirPrint logo are trademarks of Apple Inc. registered in the U.S. and other countries and regions. •Adobe, Adobe logo, PostScript, and PostScript logo are either registered trademarks or trademarks of Adobe in the United States and/or other countries. •Mopria, the Mopria Logo, and the Mopria Alliance word mark and logo are registered and/or unregistered trademarks and service marks of Mopria Alliance, Inc. in the United States and other countries. •QR Code is a registered trademark of DENSO WAVE INCORPORATED. •All product names and company names mentioned in this brochure are trademarks or registered trademarks of their respective companies.

**For Your Safety**

Before using the product, read the Instruction Manual carefully for proper use. Use the product with the power source and voltage specified. Be sure to establish ground connection. Otherwise, electronic shock may result in the case of a failure or short circuit.